

Welcome to the pcmtuner installation guide

Preparation before installation:


1 Connect the device to the computer with power cable and USB cable, and plug the smart lock dongle into computer, like what I show you here .



2 Close all anti-virus software and firewall on the computer (the system firewall should also be closed. According to the system and software, Google how to close it if you dont know how to handle.)

3 Go to <http://tuner-box.com> download tool software

Like this check below picture



4 unzip the downloaded software check below

Name	Date modified	Type
PCM_Setup	02.03.2022 18:58	360压缩




5 then you will get 3 files like below

Name	Date modified
Notice	01.03.2022 11:56
PCM_Setup	02.03.2022 17:40
VZperformance	02.03.2022 18:56

Hmmm,you need read the notice before start install all software

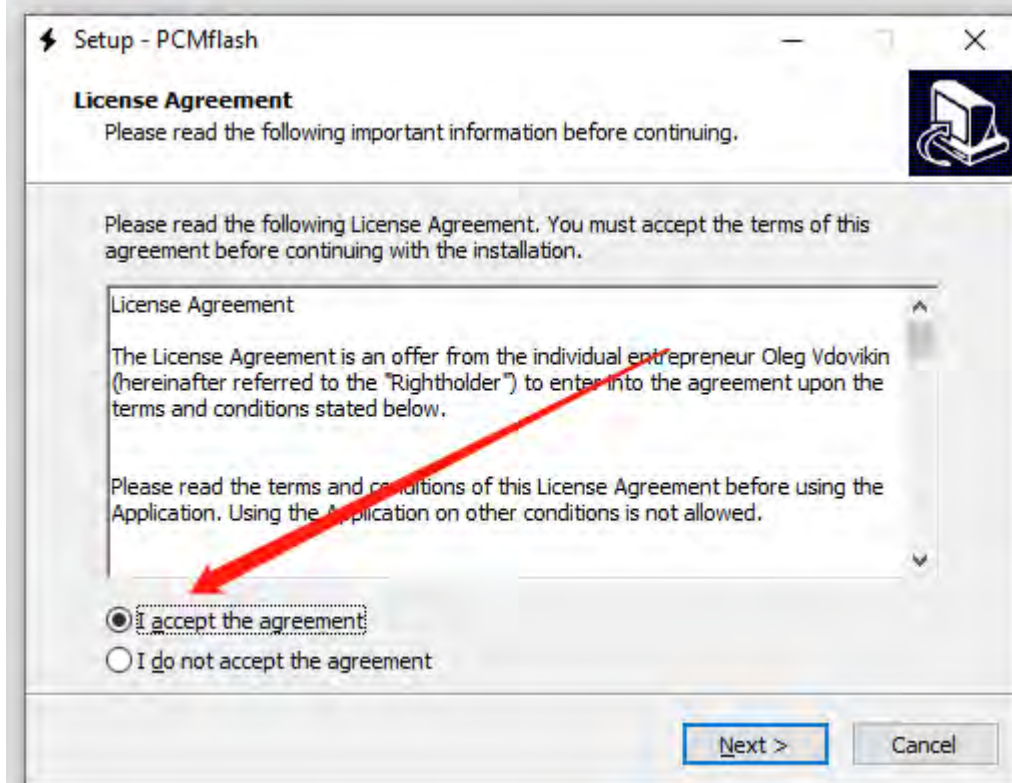

Then click PCM_Setup run it like below



Click here

The image shows two overlapping windows from a software installation process. The top window is titled "PCMTUNER MAGIC CAR TOOL" and features a logo with "PCM" in a red box and "PCMTUNER" in large black letters. Below the logo are two buttons: "Install Applications" and "Uninstall". There are two progress bars, one above and one below the "Current Package:" label. The bottom window is titled "Guardant Drivers Setup" and has a blue header with the "Guardant" logo. The main content area shows an illustration of a green USB drive and a stone tower. Text below the illustration reads: "Guardant Drivers Setup will install Guardant Drivers on your computer. Click install to continue, options to get the install". A red arrow points from the text to an "Install" button. At the bottom right of this window, the text "Version 7.0.306.0" is visible.

Click here

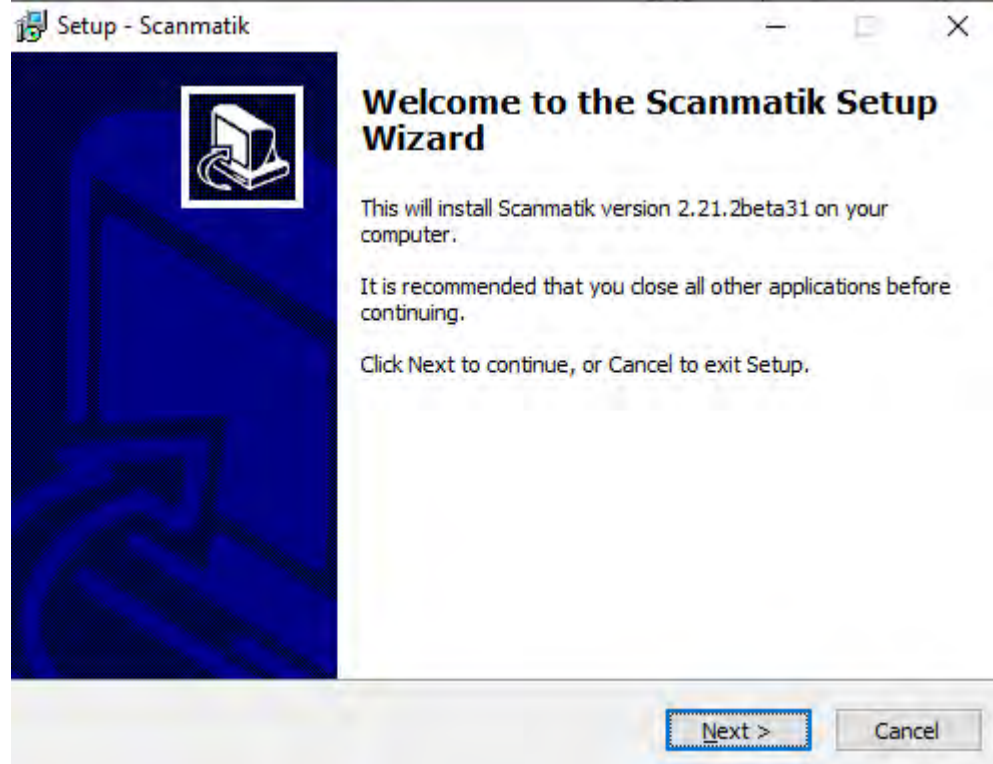



Then next till display below picture ,but don't run it, un select the run software

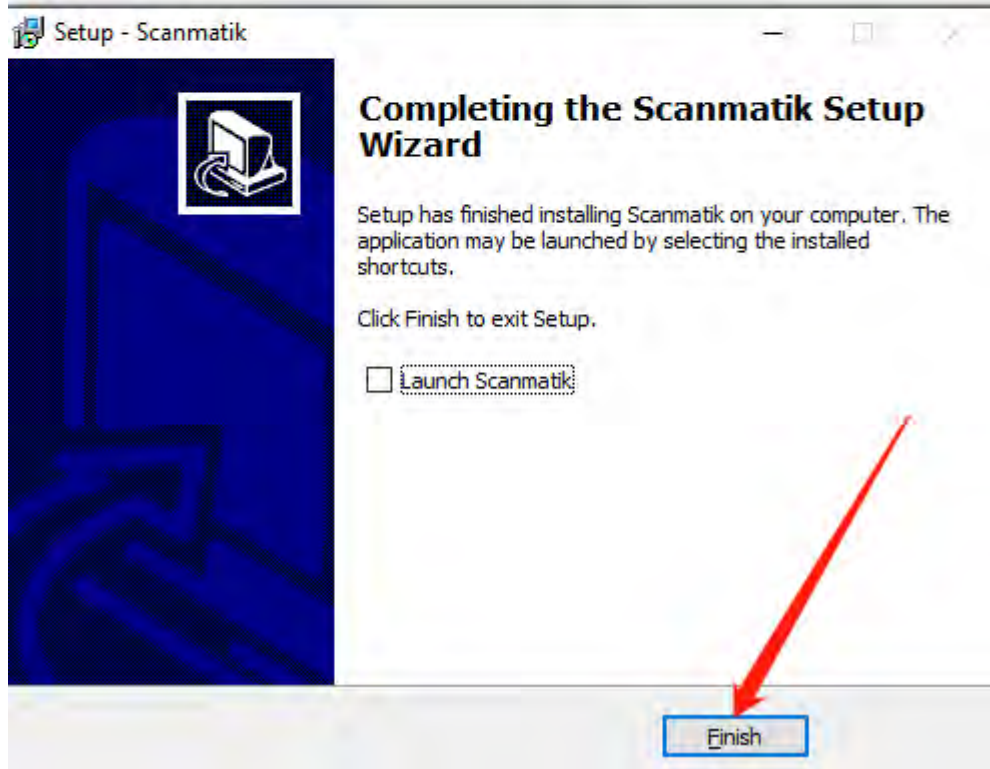



Notice , never select lauch software

Continiue click here




Till happen this



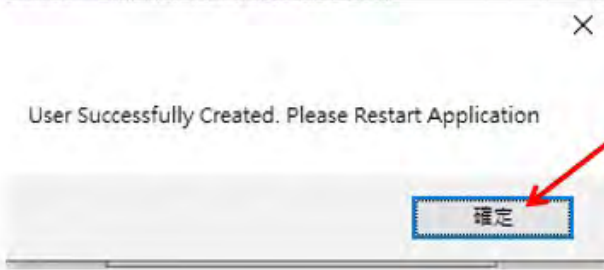

So cool

When you see below things happen ,that's mean you already completely install tool software

Pls read the carefully what the software tell you




When you finish install , then run PCMtuner software
And register it like below

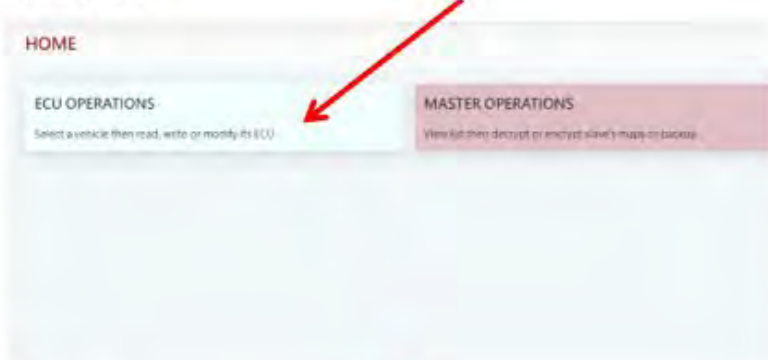


When register , pls contact your seller help you active it ,Monday-Friday will work
When your seller help you active it pls check like below

1、 Click here



2、 Click here



3、 Click here



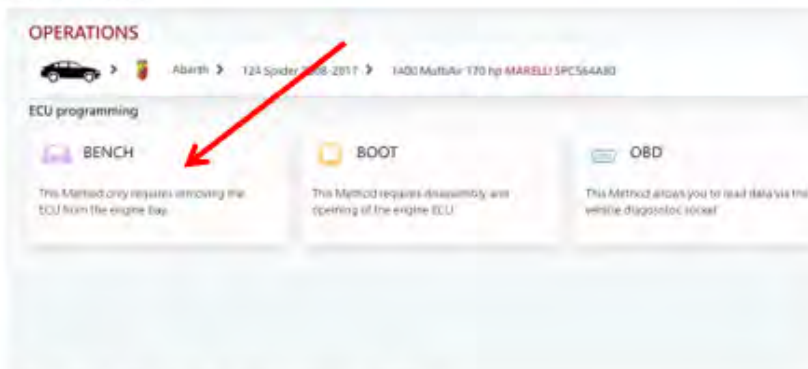
4、 Click here



5、Click here



6、Click here



7、Click here (Check the wiring diagram)






8、 Click here (If the read-write software can be opened, the installation is successful)



The above steps are all installation links. Please read carefully during installation!

Btw, all tool user have a support account to
Go to here login <http://tuner-box.com/login>



Login

E-Mail Address

Password

Remember Me

[Forgot Your Password?](#)

User name is your register email , password is your tool S/N

When tool software install done , you need go to install tuner account software

That's mean VZperformance software ,
Like this one

Name	Date modified
Notice	01.03.2022 11:56
PCM_Setup	02.03.2022 17:40
VZperformance	02.03.2022 18:56

If you don't want to install this , you can direct to go to
<https://support.vz-performance.com>

English Chinese

USERNAME
Type Username... show

PASSWORD
Type your Password... show

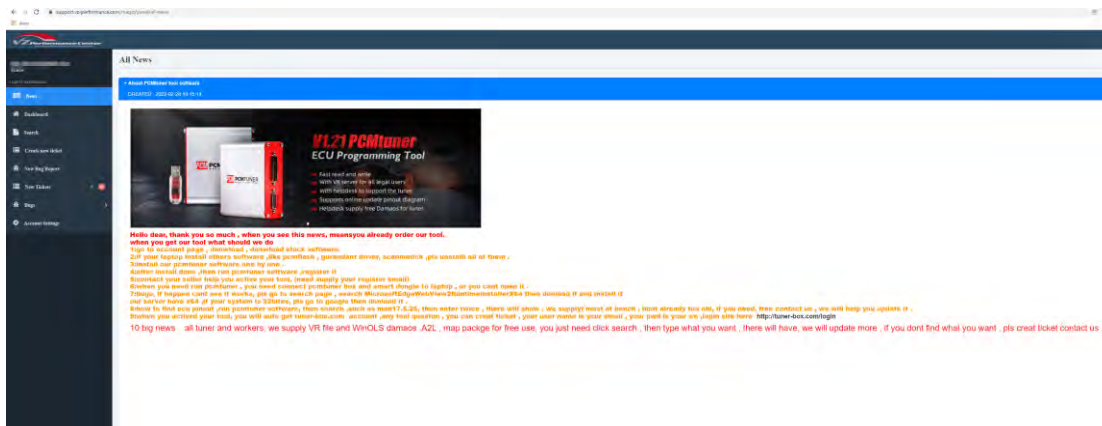
FORGOT MY PASSWORD

VERIFY LOGIN

© 2022 Copyright: support.vz-performance.com | email: info@vz-performance.com
USA :+17602734658 | UK :+44 1163180596

How can we get this user name and password
Once your order our tool , pls contact your seller help you creat one , then you can use this
accout

When you get user name and password you can login
Like below



If you want to get VR files, or WinOLS damaos or A2L file, just click search function ,then type what you want

Like below



At this account , you also can request chiptuning , like stage1-stage3 , popbangs, adblue , dpf ,etc, just need creat ticket ,but its pay item , you can contact your seller about the charge .

Thank you so patience read above all , enjoy your tool now ,and work with us .